

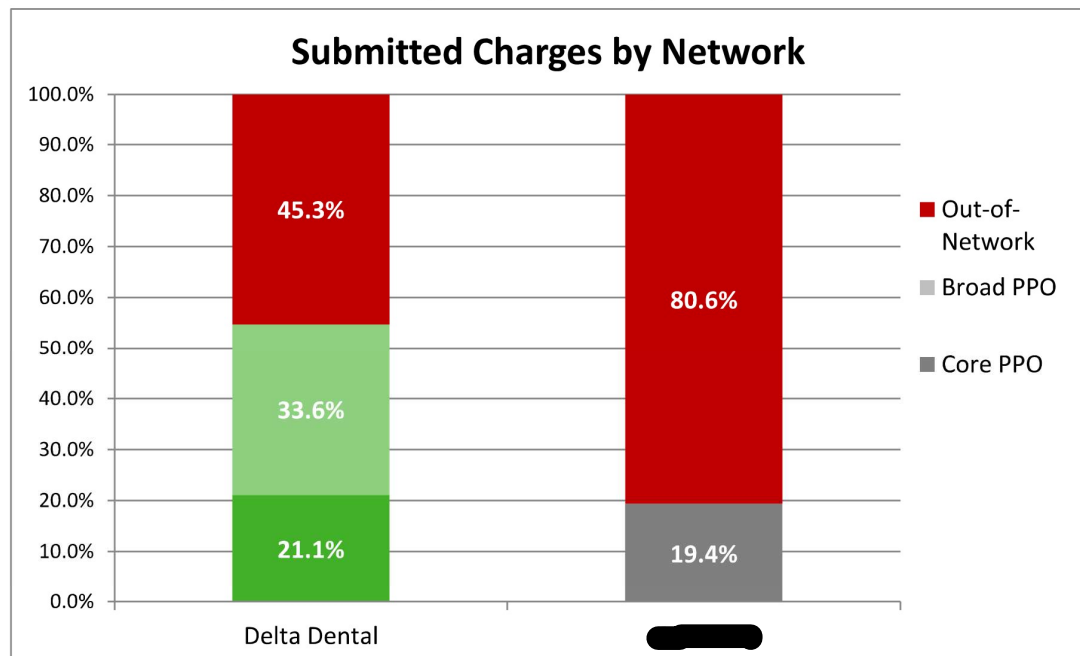
Printout

Wednesday, January 19, 2022 4:39 PM

Submitted Charges by Network

	Delta Dental PPO	Delta Dental Premier	Total In-Network	Out-of-Network
Delta Dental	\$25,754	\$40,955	\$66,709	\$55,240
	21.1%	33.6%	54.7%	45.3%

	██████████ PPO		Total In-Network	Out-of-Network
██████████	\$23,617		\$23,617	\$98,332
	19.4%		19.4%	80.6%



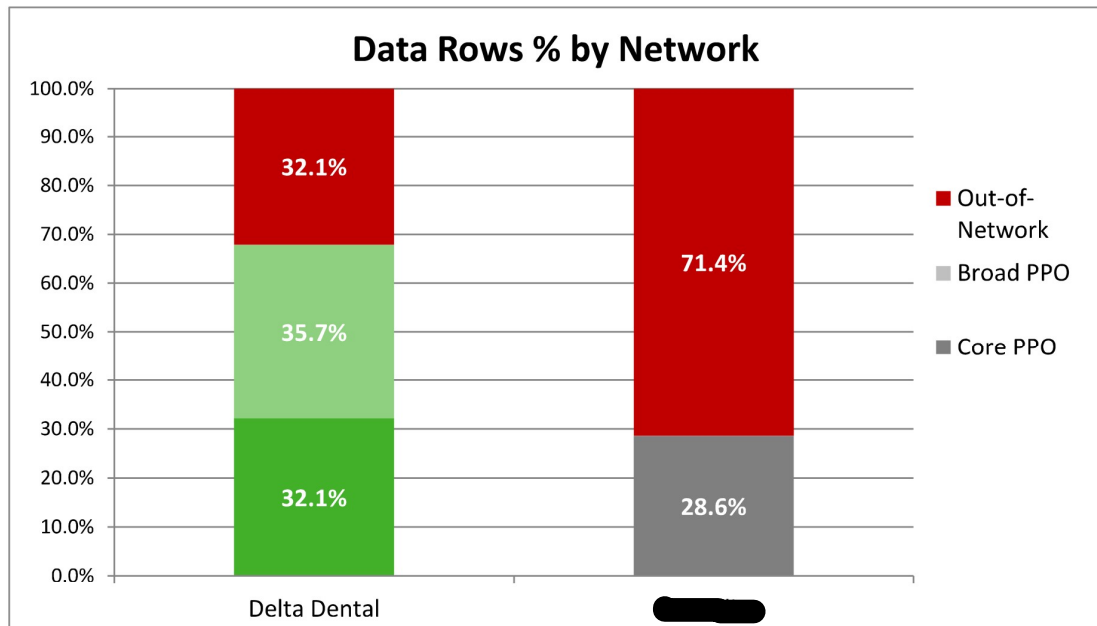
Data Source: Network 360 (www.network360.com). Data as of: December 2021. The Ignition Group makes no warranty regarding the performance of the data and the results that will be obtained by using the data.

msmith1 19JAN2022 - NC

Data Rows from Original File by Network

	Delta Dental PPO	Delta Dental Premier	Total In-Network	Out-of-Network
Delta Dental	9	10	19	9
	32.1%	35.7%	67.9%	32.1%

	████████ PPO		Total In-Network	Out-of-Network
████████	8		8	20
	28.6%		28.6%	71.4%



Data Source: Network 360 (www.network360.com). Data as of: December 2021. The Ignition Group makes no warranty regarding the performance of the data and the results that will be obtained by using the data.

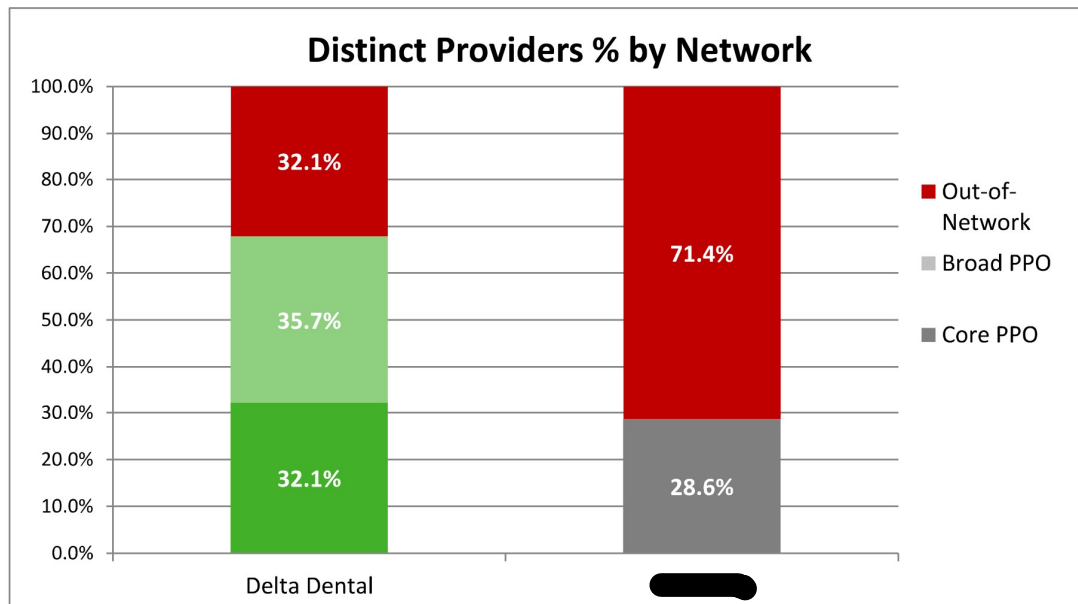
msmith1 19JAN2022 - NC

[REDACTED]

Distinct Providers by Network

	Delta Dental PPO	Delta Dental Premier	Total In-Network	Out-of-Network
Delta Dental	9	10	19	9
	32.1%	35.7%	67.9%	32.1%

	[REDACTED] PPO		Total In-Network	Out-of-Network
[REDACTED]	8		8	20
	28.6%		28.6%	71.4%



Data Source: Network 360 (www.network360.com). Data as of: December 2021. The Ignition Group makes no warranty regarding the performance of the data and the results that will be obtained by using the data.

msmith1 19JAN2022 - NC